


Get Connected  
Vodafone  
Mobile WiFi (R216)

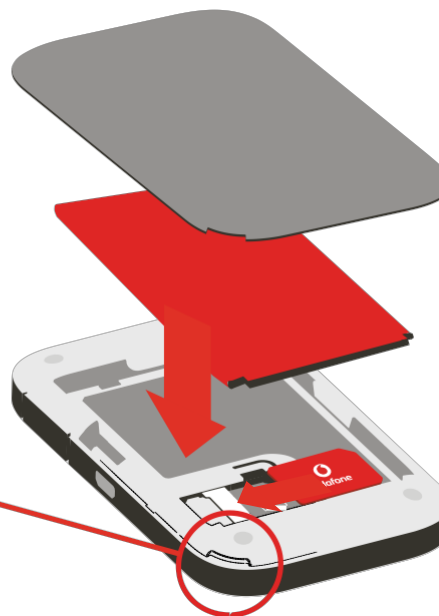
Your Vodafone WiFi  
network name & password

SSID sticker can be found  
on the German version.

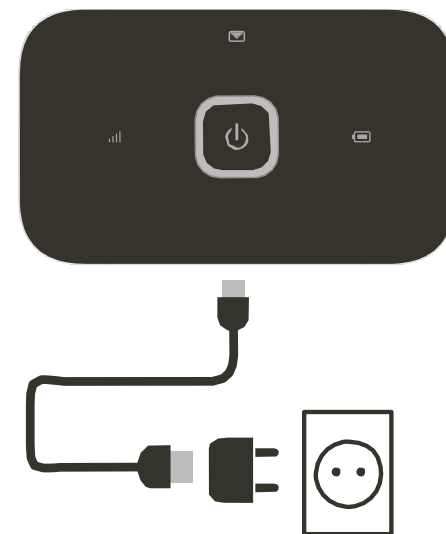
1 Open



2 Insert SIM &  
battery

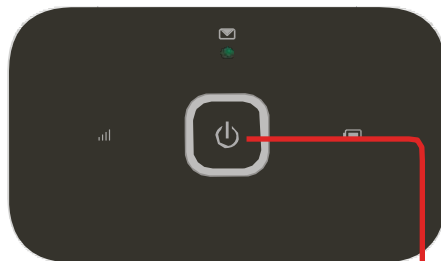


3 Charge



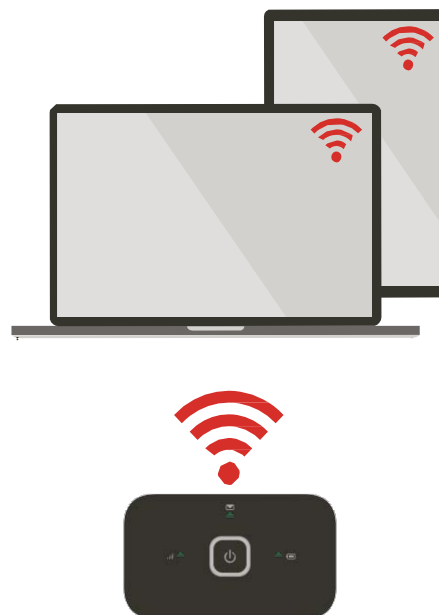
Note: you can use your computer's  
USB port for power as well.

4 Start



Push and hold the power key

5 Connect



Choose WiFi on your computer,  
smartphone or tablet settings, then  
select your Vodafone WiFi network  
name (SSID).

Enter the password to connect and  
open the online dashboard.

When you first connect to the network  
you may be asked to activate your SIM.  
If you're asked to unlock your SIM card,  
go to <http://vodafonemobile.wifi> and  
enter the PIN for your SIM.

Turn over for more information about  
using your Vodafone WiFi.

# Using the online dashboard

JcXUzbyK J: j d' cb`bY XUg\ VcUFX'

Go to <http://vodafonemobile.wifi> if the Online Dashboard doesn't automatically appear when you connect.

## Navigation tabs

Select Vodafone WiFi® for an overview, SMS for messages, or Account for your account details.

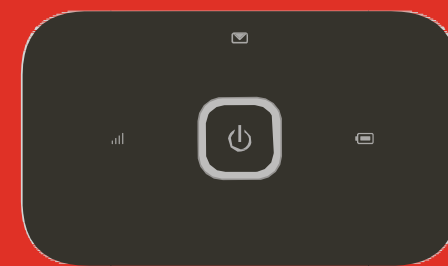
## Login

This lets you see additional information and make changes.

Use the password 'admin' to log in.

Please note: you can change the default password if required. Go to 'Help' to find out how.

# What do the lights mean?



## Mobile broadband signal

- Good
- Weak
- No network

## SMS messages

- New SMS
- (Blinking) Inbox full

## Battery charge

- Good
- (Blinking) Charging
- Low
- (Slow breathing) Standby

**Note:** while updating your device all the lights will blink green until restarting.

To find out more about your device, please visit [vodafone.com/R216](http://vodafone.com/R216)



The term "Mobile Broadband" together with the 'birds' design is a trademark of GSMC Limited.

You have purchased a product which uses source code of software licensed under the GNU General Public License (GPL) or Lesser GNU General Public License (LGPL) or some other open source licenses allowing source code distribution to you. We offer you a complete copy of the corresponding source code, which is available for download within a period of three years from the distribution of the product and is free of charge. You may download the source codes from <http://vodafone.com/R216>

© Vodafone Group 2015. Vodafone and the Vodafone logos are trade marks of Vodafone Group. Any product or company names mentioned herein may be the trade marks of their respective owners.

# Download the monitor app

The Vodafone WiFi® Monitor app is a quick and easy way to monitor your network on a smartphone or tablet.

Download the app or scan the appropriate QR code here to take you to that app store. Please note: You'll first need to install a QR code reader on your smartphone.

iOS  
(iPhone or iPad)



Android  
(smartphone or tablet)

