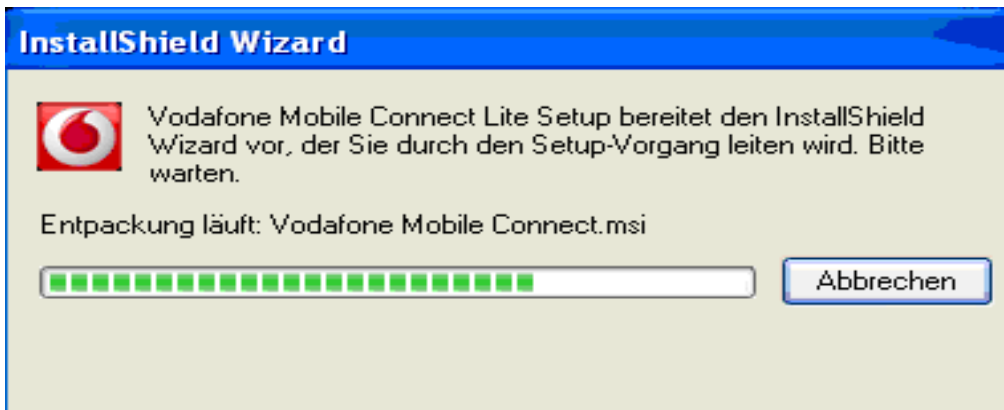


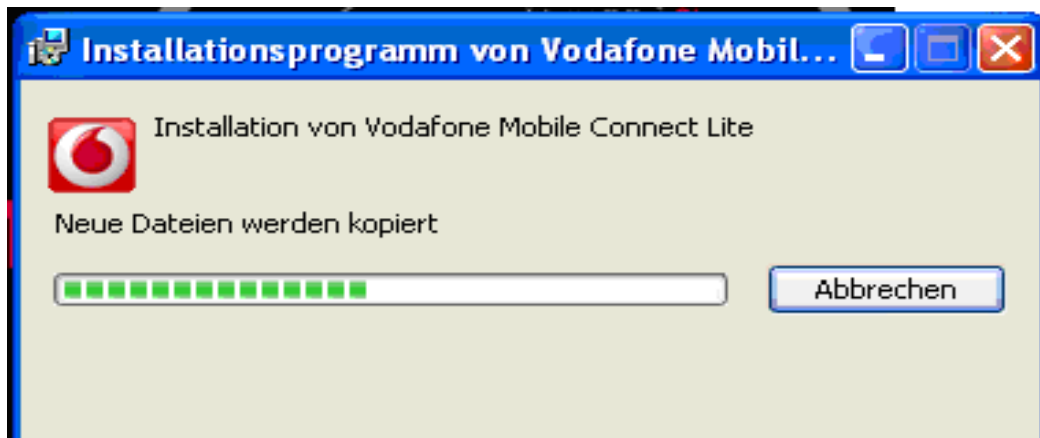
Setup Guide

Vodafone WebSessions Stick

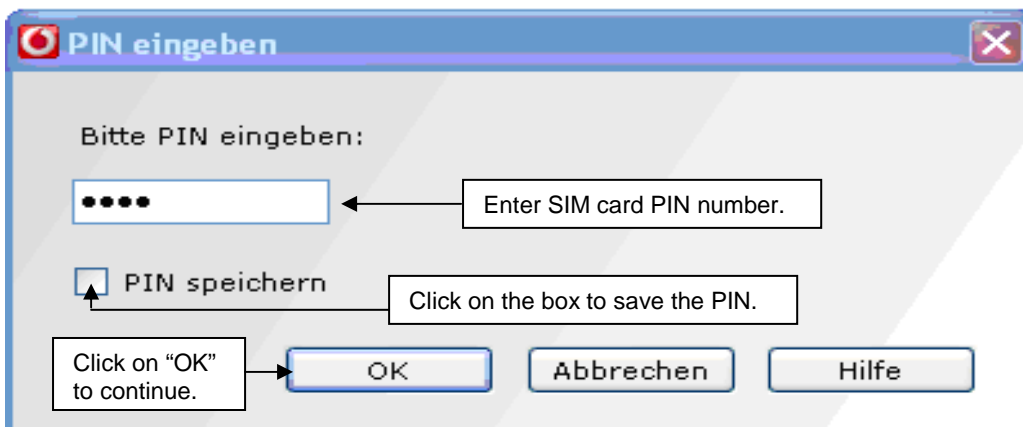
1. Place the SIM card into the given slot on the WebSessions Stick. The Stick is a plug and play device, so simply insert it into a USB port on your computer and the Dashboard software will automatically launch. The first screen that appears lets you know that the InstallShield Wizard is initializing.



The second screen notifies you that the software is being installed on your computer.



2. After the program has been correctly installed this screen will appear requesting your PIN. Your PIN is the SIM card's security code which can be found in the original envelope that the SIM card came in.



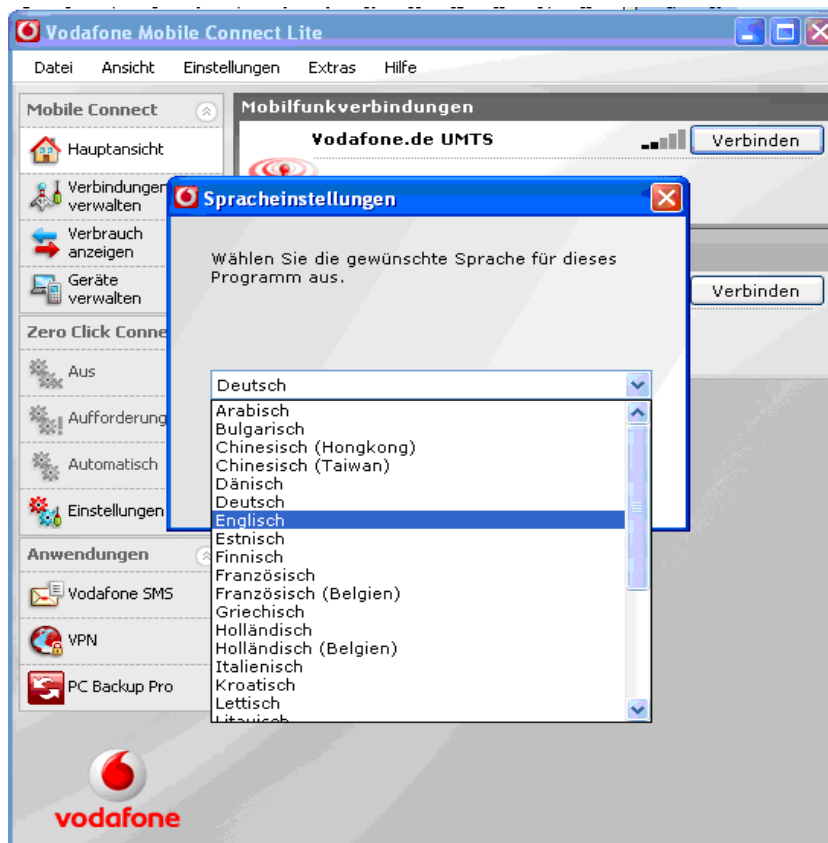
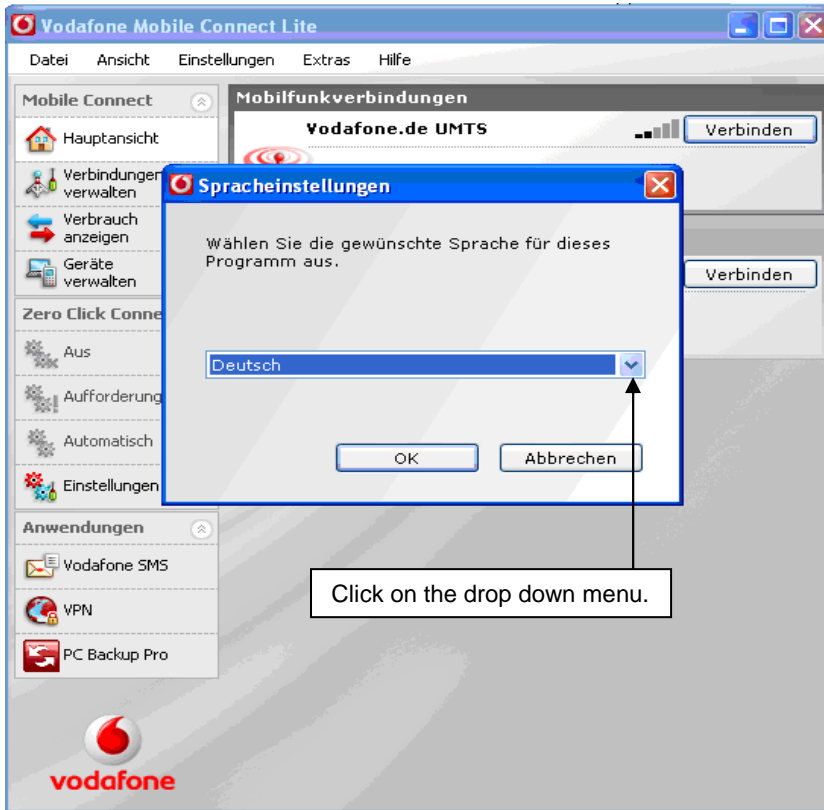
3. The Dashboard software will then open.



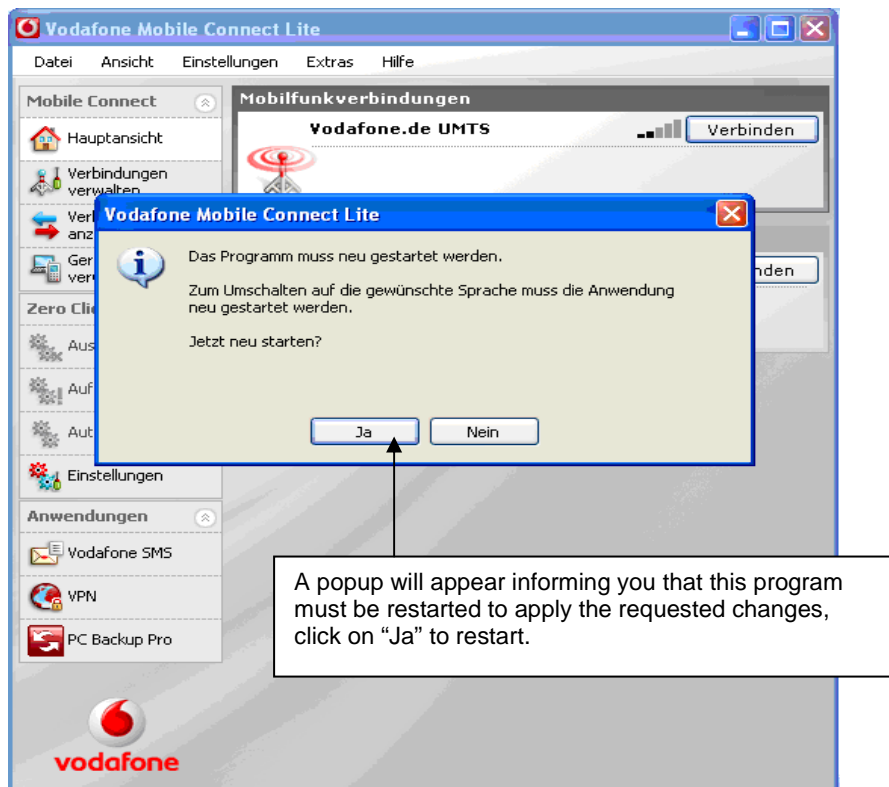
4. To change the language to English click on: “**Einstellung**” then select “**Allgemein**” and then “**Sprache**”.




5. In the pull down menu, select “**Englisch**” (English).

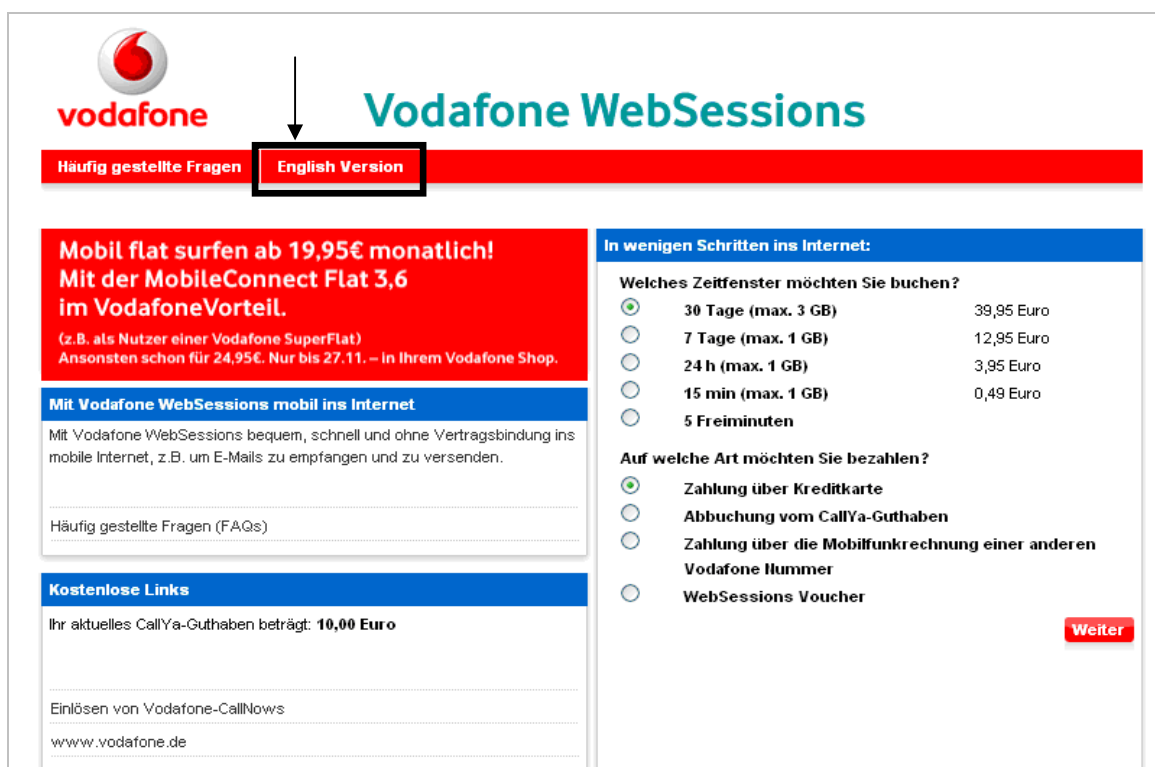


6. Click on **“OK”** to confirm the change, then on **“Ja”** to restart the Vodafone software.



NEXT: Selecting your WebSessions session time.

7. A German-language web page will open, to switch to English click on **"English Version"**.



8. On this page you can choose the session time and payment method.

First choose the session time. You can choose between 30 days, 7 days, 24 hours, 15 minutes, or 5 minutes.

vodafone **Vodafone WebSessions**

F.A.Q. Deutsche Version

Mobil flat surfen für nur 14,99€ monatlich! Mit der MobileInternet Flat 3,6 light. Nur für kurze Zeit!
Jetzt auf vodafone.de oder in Ihrem Vodafone Shop buchen.

Go online with Vodafone WebSessions
With Vodafone WebSessions it is easy and fast to access the mobile internet (e.g. receiving and sending e-mails) without fixed contract.
Frequently asked Questions (FAQs)

Free links
Your actual CallYa credit is: **9,55 Euro**
Redeem of Vodafone-CallNows
www.vodafone.de

Going online in only a few steps:

Please choose your session time

<input type="radio"/>	30 days (max. 3 GB)	39,95 Euro
<input type="radio"/>	7 days (max. 1 GB)	12,95 Euro
<input checked="" type="radio"/>	24 h (max. 1 GB)	3,95 Euro
<input type="radio"/>	15 min (max. 1 GB)	0,49 Euro
<input type="radio"/>	5 minutes for free	

How would you like to pay?

- Payment via Credit-Card
- Charge from CallYa-Credit
- Payment via the bill of another Vodafone mobile phone number
- WebSessions Voucher

Next

Copyright © 2008 Vodafone D2 GmbH | Imprint

Second choose how you would like to pay. You can choose from payment via credit card, charge from CallYa-Credit (subtracted from the money you have stored on the SIM card), payment via bill (this can only be chosen if you have a Vodafone contract), or via WebSessions voucher.

After the session time has been chosen and the payment method (refer to Instruction Guide Vodafone WebSession Stick (www.tksable.com) for more details to payment methods), click on **“Next”** to continue.